



**COURSE OVERVIEW FE0700**  
**API 570: Piping Inspector**  
*(API Exam Preparation Training)*

**Course Title**

API 570: Piping Inspector (API Exam Preparation Training)

**Course Date/Venue**

June 22-26, 2025/Slaysel 02 Meeting Room, Movenpick Hotel & Resort Al Bida'a Kuwait, City of Kuwait

**Exam Window**

October 10-31, 2025/Abu Dhabi, Dubai, Al Khobar, Jeddah, Kuwait, Amman, Beirut, Cairo, Manama and Muscat. Participant has the option to attend at any of the above cities.



H-STK<sup>®</sup>  
INCLUDED

**Exam Closing Date:**

August 01, 2025

**Course Duration/Credits**

Five days (40 hours)/4.0 CEUs/40 PDHs



**Course Reference**

FE0700

**Course Description**



***This practical and highly-interactive course includes various practical sessions and exercises. Practical sessions will be performed using our equipment in order to apply the theory learnt in the class.***



The piping system is one of the major assets of any process facility. Maintaining the integrity of the piping system is very critical for the safety and efficiency of the facility. Piping inspection is the first line of defense for maintaining the facility integrity and minimizing the maintenance cost.



API 570 Piping Inspection Code covers inspection, rating, repair, and alteration procedures for piping systems and their associated pressure relieving devices that have been placed in service. This inspection Code applies to all hydrocarbon and chemical process piping systems. The code specifies the in-service inspection and condition-monitoring program as well as repair guidance that is needed to determine and maintain the on-going integrity of piping systems.





This course is designed to provide delegates with a comprehensive overview of the latest API 570 certification program. It will prepare the inspectors to pass the API 570 examination in order for them to be certified as API 570 Inspectors. Course participants will receive in-depth instruction on the applicable codes and standards (API and ASME). They will discuss case studies, and solve homework & quizzes and gain the required knowledge for this high-level certification.

The next API 570 exam and have enough knowledge and skills to pass such exam in order to get the API 570 certification; the inspection, repair, alteration and rerating of in-service piping systems; the API 570 body of knowledge, scope, references, definitions, owner and user inspection organization; the inspection and testing practices, frequency and extent of inspection, inspection data evaluation, analysis and recording, repairs, alteration and rerating of piping systems as well as inspection of buried piping.

The scope, piping components, reasons for inspection, inspecting for deterioration in piping, frequency and time of inspection, and employ safety precautions and preparatory work as well as inspection tools, inspection procedures, determination of retirement thickness and records; the various design conditions and criteria, pressure design of piping components, fluid service requirements for piping components, fluid service requirements for piping joints, piping flexibility, materials, fabrication, assembly and erection, inspection, examination and testing as well as demonstrate nondestructive test methods; the welding discontinuities and discuss ASME section IX WPS and PQR.

Quizzes are given at the end of each section; homework is handed out at the end of each class day, which consists of 30 questions per day and is reviewed at the beginning of the following day, and a “practice” exam is administered at the end of the course. Howard Technology is proud of its **90% pass rate** on all our API sponsored courses.

### Course Objectives

Upon the successful completion of this course, each participant will be able to:-

- Prepare for the next API 570 exam and have enough knowledge and skills to pass such exam in order to get the API 570 certification
- Perform the inspection, repair, alteration and rerating of in-service piping systems
- Review API 570 body of knowledge, scope, references, definitions, owner and user inspection organization
- Discuss inspection and testing practices, frequency and extent of inspection, inspection data evaluation, analysis and recording, repairs, alteration and rerating of piping systems as well as inspection of buried piping
- Identify the scope, piping components, reasons for inspection, inspecting for deterioration in piping, frequency and time of inspection, and employ safety precautions and preparatory work as well as inspection tools, inspection procedures, determination of retirement thickness and records
- Enumerate the various design conditions and criteria, pressure design of piping components, fluid service requirements for piping components, fluid service requirements for piping joints, piping flexibility, materials, fabrication, assembly and erection, inspection, examination and testing as well as demonstrate nondestructive test methods
- Carryout welding discontinuities and discuss ASME section IX WPS and PQR



**Exclusive Smart Training Kit - H-STK®**



Participants of this course will receive the exclusive “Haward Smart Training Kit” (H-STK®). The H-STK® consists of a comprehensive set of technical content which includes **electronic version** of the course materials conveniently saved in a **Tablet PC**.

**Who Should Attend**

This course prepares participants for the API 570 exam. It is designed for those who are involved in the inspection, repair, alteration and re-rating of in-service piping systems. This mainly includes inspectors and inspection engineers who are seeking API-570 certification. Other engineers, managers, mechanical design draftsmen or technical staff who are dealing with piping systems will definitely benefit from this course.

**Exam Eligibility & Structure**

Exam Candidates shall have the following minimum pre-requisites:-

Education	Years of Experience	Experience Required
BS or higher in engineering or technology or 3+ years of military service in a technical role (Dishonorable discharge disqualifies credit)	1 year	Supervision or performance of inspection activities as described in API 570
2-year degree or certificate in engineering or technology or 2 years of military service in a technical role (Dishonorable discharge disqualifies credit)	2 years	Design, construction, repair, operation, or inspection of in-service piping systems, of which one year <u>must</u> be in supervision or performance of inspection activities as described in API 570
High school diploma or equivalent	3 years	Design, construction, repair, operation, or inspection of in-service piping systems, of which one year <u>must</u> be in supervision or performance of inspection activities as described in API 570
No formal education	5 or more years	Design, construction, repair, operation, or inspection of in-service piping systems, of which one year <u>must</u> be in supervision or performance of inspection activities as described in API 570

**Accommodation**

Accommodation is not included in the course fees. However, any accommodation required can be arranged at the time of booking.



**Required Codes & Standards**

Listed below are the effective editions of the publications required for this exam for the date(s) shown above. **Each participant must purchase these documents separately and have them available for use during the class as their cost is not included in the course fees:-**

- **API Standard 570, Piping Inspection Code: In-service Inspection, Rating, Repair and Alteration of Piping Systems, 4th Edition, February 2016 with Addendum 1 (May 2017), Addendum 2 (March 2018), Addendum 3 (June 2023) and Errata 1 (April 2018)**
- **API Recommended Practice 571, Damage Mechanisms Affecting Fixed Equipment in the Refining Industry, 3<sup>rd</sup> Edition, March 2020**

Section	2	Terms and Definitions
Par.	3.3	Amine Stress Corrosion Cracking
	3.8	Atmospheric Corrosion
	3.9	Boiler Water and Stream Condensate Corrosion
	3.14	Caustic Corrosion
	3.15	Caustic Stress Corrosion Cracking
	3.17	Chloride Stress Corrosion Cracking
	3.22	Corrosion Under Insulation
	3.27	Erosion/Erosion – Corrosion
	3.31	Galvanic Corrosion
	3.37	Hydrochloric Acid Corrosion
	3.43	Mechanical Fatigue (Including Vibration-induced Fatigue)
	3.45	Microbiologically Influenced Corrosion
	3.57	Soil Corrosion
	3.58	Sour Water Corrosion (Acidic)
	3.61	Sulfidation

- **API Recommended Practice 574, Inspection Practices for Piping System Components, 4th Edition, APRIL 2017**
- **API Recommended Practice 576, Inspection of Pressure-Relieving Devices, 4th Edition, April 2017**  
*Sections 5, 6.1-6.3, 8 and 10.1-10.3*
- **API Recommended Practice 577, Welding Processes, Inspection and Metallurgy, 3rd Edition, October 2020**
- **API Recommended Practice 578, Guidelines for a Material Verification Program (MVP) for New and Existing Assets, 4th Edition, February 2023**
- **American Society of Mechanical Engineers (ASME), Boiler and Pressure Vessel Code, 2021 Edition**
  - **Section V, Nondestructive Examination, Articles 1, 2, 6, 7, 9, 10, and 23 (Section SE-797 only)**
  - **Section IX, Qualification Standard for Welding, Brazing and Fusing Procedures; Welders; Brazers; and Welding, Brazing and Fusing Operators, (Welding only)**
- **American Society of Mechanical Engineers (ASME)**
  - **B16.5, Pipe Flanges and Flanged Fittings: NPS ½ Through NPS 24 Metric/Inch Standard, 2020 Edition (Issued January 2021)**
  - **B31.3, Process Piping, 2022 Edition (Issued January 2023) with Errata 1 (February 2023)**



PCC-2, Repair of Pressure Equipment and Piping, 2018


**ATTENTION:** Only the following sections from PCC-2 are included on the exam:

- Article 201: Butt-Welded Insert Plates in Pressure Components
- Article 206: Full Encirclement Steel Reinforcing Sleeves for Piping
- Article 209: Alternatives to Postweld Heat Treatment
- Article 210: In-Service Welding on to Carbon Steel Pressure Components or Pipelines
- Article 211: Weld Buildup, Weld Overlay, and Clad Restoration
- Article 212: Fillet Welded Patches
- Article 304: Flaw Excavation and Weld Repair
- Article 305: Flange Repair and Conversion
- Article 306: Mechanical Clamp Repair
- Article 501: Pressure and Tightness of Piping and Equipment
- Article 502: Nondestructive Examination in Lieu of Pressure Testing for Repairs and Alternations

**Note:** API and ASME publications are copyrighted material. Photocopies of API and ASME publications are not permitted.

**API Certificate(s)**

- (1) API-570 certificate will be issued to participants who have successfully passed the API-570 examination.





- (2) Official Transcript of Records will be provided to the successful delegates with the equivalent number of ANSI/IACET accredited Continuing Education Units (CEUs) earned during the course.

\* Haward Technology \* CEUs \* Haward Technology \* CEUs \* Haward Technology \* CEUs \* Haward Technology \*



**Haward Technology Middle East**  
Continuing Professional Development (HTME-CPD)

**CEU Official Transcript of Records**

CEUs

---

**TOR Issuance Date:** 14-Nov-23  
**HTME No.** 74852  
**Participant Name:** Waleed Al Habeeb

---

Program Ref.	Program Title	Program Date	No. of Contact Hours	CEU's
FE0700	API 570: Piping Inspector <i>(API Exam Preparation Training)</i>	November 10-14, 2023	40	4.0

---

**Total No. of CEU's Earned as of TOR Issuance Date** **4.0**

---

**TRUE COPY**  
  
**Jaryl Castillo**  
 Academic Director

Haward Technology has been approved as an Accredited Provider by the International Association for Continuing Education and Training (IACET), 2201 Cooperative Way, Suite 600, Herndon, VA 20171, USA. In obtaining this approval, Haward Technology has demonstrated that it complies with the ANSI/IACET 1-2018 Standard which is widely recognized as the standard of good practice internationally. As a result of their Authorized Provider membership status, Haward Technology is authorized to offer IACET CEUs for programs that qualify under the ANSI/IACET 1-2018 Standard.

Haward Technology's courses meet the professional certification and continuing education requirements for participants seeking Continuing Education Units (CEUs) in accordance with the rules & regulations of the International Association for Continuing Education & Training (IACET). IACET is an international authority that evaluates programs according to strict, research-based criteria and guidelines. The CEU is an internationally accepted uniform unit of measurement in qualified courses of continuing education.

Haward Technology is accredited by



P.O. Box 26070, Abu Dhabi, United Arab Emirates | Tel.: +971 2 3091 714 | E-mail: info@haward.org | Website: www.haward.org


\* Haward Technology \* CEUs \* Haward Technology \* CEUs \* Haward Technology \* CEUs \* Haward Technology \*





**Certificate Accreditations**


Certificates are accredited by the following international accreditation organizations:-

- 
The International Accreditors for Continuing Education and Training (IACET - USA)

Haward Technology is an Authorized Training Provider by the International Accreditors for Continuing Education and Training (IACET), 2201 Cooperative Way, Suite 600, Herndon, VA 20171, USA. In obtaining this authority, Haward Technology has demonstrated that it complies with the **ANSI/IACET 2018-1 Standard** which is widely recognized as the standard of good practice internationally. As a result of our Authorized Provider membership status, Haward Technology is authorized to offer IACET CEUs for its programs that qualify under the **ANSI/IACET 2018-1 Standard**.

Haward Technology’s courses meet the professional certification and continuing education requirements for participants seeking **Continuing Education Units (CEUs)** in accordance with the rules & regulations of the International Accreditors for Continuing Education & Training (IACET). IACET is an international authority that evaluates programs according to strict, research-based criteria and guidelines. The CEU is an internationally accepted uniform unit of measurement in qualified courses of continuing education.

Haward Technology Middle East will award **4.0 CEUs** (Continuing Education Units) or **40 PDHs** (Professional Development Hours) for participants who completed the total tuition hours of this program. One CEU is equivalent to ten Professional Development Hours (PDHs) or ten contact hours of the participation in and completion of Haward Technology programs. A permanent record of a participant’s involvement and awarding of CEU will be maintained by Haward Technology. Haward Technology will provide a copy of the participant’s CEU and PDH Transcript of Records upon request.

- 
British Accreditation Council (BAC)

Haward Technology is accredited by the **British Accreditation Council for Independent Further and Higher Education** as an **International Centre**. BAC is the British accrediting body responsible for setting standards within independent further and higher education sector in the UK and overseas. As a BAC-accredited international centre, Haward Technology meets all of the international higher education criteria and standards set by BAC.

**Course Fee**

**US\$ 5,500** per Delegate + **VAT**. This rate includes Participants Pack (Folder, Manual, Hand-outs, etc.), buffet lunch, coffee/tea on arrival, morning & afternoon of each day.



**Course Instructor(s)**

This course will be conducted by the following instructor(s). However, we have the right to change the course instructor(s) prior to the course date and inform participants accordingly:



**Mr. Tom Hankins** is a **Senior Inspection Engineer** with over **30 years** of experience within the **Oil & Gas, Refineries, Petrochemical** and **Power industries**. His expertise lies extensively in the areas of **Pressure Vessels Inspection, Pressure Vessels Maintenance, Pressure Vessels Repairs & Alteration, RBI Inspection, Piping Inspection, Shutdown Planning & Operations, Structural Steel Inspection, Boilers, Heat Exchangers, Heaters, Turbines, Furnaces, Tanks, Rotating Equipment, Coatings, Refractory Piping, Coker & FCC units, Pipeline, Fabrication, QA/QC auditing** and **radiation**. He is also an international expert in several codes and standards such as **API, ASNT, AMSE, ASTM, ANSI, NBIC, AWS, NFPA** and **ISO**. He is currently the **Chief Inspector** of one of the major petrochemical plant wherein he is responsible for the **RBI inspection**, shutdown planning and operation.

During his career life, Mr. Hankins has worked with numerous multi-national companies such as the **Shell, Lloyds, Intertec Moody, Petro Rabigh, Oceaneering, Worley Parsons, Weldspec Port, Proenergy, Velosi, Bechtel, Fluor, CH2MHILL, Turner Industries, Techcorr, Ventech, GE, Ensco, Caribbean Inspection & NDT Services Inc.** and **Jacobs Engineering** holding various key positions as a **Chief Inspector, API Inspector, CWI Inspector, QA/QC Manager, NDT Technician** and **Line Support**.

Mr. Hankins has a **Bachelor** degree in **General Business Studies** from **Oklahoma State University**. Further, he is a **Certified Welding Inspector (AWS), NBIC Authorized Inspector, Certified Pressure Vessel Inspector (API-510), Certified Piping Inspector (API-570), Certified Aboveground Storage Tank Inspector (API 653), Certified Refractory Inspector (API 936)** as well as a **Certified Magnetic Particle Inspection Level II (MT), Certified Radiographic Inspection Level II (RT), Certified Dye Penetrant Inspector Level II (DPI), Certified Ultrasonic Inspection and Automated Ultrasonic Inspector Level II (AUT), Certified Radiation Safety Officer, Certified Quality Management Lead Auditor** and a **Certified Instructor/Trainer**.

**Training Methodology**

All our Courses are including **Hands-on Practical Sessions** using equipment, State-of-the-Art Simulators, Drawings, Case Studies, Videos and Exercises. The courses include the following training methodologies as a percentage of the total tuition hours:-

- 30% Lectures
- 20% Practical Workshops & Work Presentations
- 30% Hands-on Practical Exercises & Case Studies
- 20% Simulators (Hardware & Software) & Videos

In an unlikely event, the course instructor may modify the above training methodology before or during the course for technical reasons.







**Course Program**

The following program is planned for this course. However, the course instructor(s) may modify this program before or during the course for technical reasons with no prior notice to participants. Nevertheless, the course objectives will always be met:

**Day 1: Sunday, 22<sup>nd</sup> of June 2025**

0730 – 0800	Registration & Coffee
0800 – 0815	Welcome & Introduction
0815 – 0830	<b>PRE-TEST</b>
0830 – 0900	Introduction & Overview of Course Outline
0900 – 0930	Review of API 570 Body of Knowledge
0930 – 1000	API 570 - Sections 1 - Scope
1000 – 1015	Break
1015 – 1045	API 570 - Sections 2 - References
1045 – 1230	API 570 - Sections 3 - Definitions
1230 – 1330	Lunch
1330 – 1430	API 570 - Sections 4 - Owner/User Inspection Organization
1430 – 1500	API 570 - Sections 5 - Inspection & Testing Practices
1500 – 1515	Break
1515 – 1545	API 570 - Sections 6 - Frequency & Extent of Inspection
1545 – 1645	API 570 - Sections 7 - Inspection Data Evaluation, Analysis & Recording
1645 – 1700	API 570/Distribute Homework & Recap
1700	End of Day One

**Day 2: Monday, 23<sup>rd</sup> of June 2025**

0730 – 0830	Review of Day 1
0830 – 0930	API 570 -Sections 8 -Repairs, Alterations & Rerating of Piping Systems
0930 – 0945	Break
0945 – 1045	API 570 - Sections 9 - Inspection of Buried Piping
1045 – 1130	API 570 - Appendix A - Inspection Certification API 570 - Appendix C - Examples of Repairs API 570 - Appendix D - External Inspection Checklist for Process Piping
1130 – 1200	API RP 574 - Section 1 - Scope
1200 – 1230	API RP 574 - Section 3 - Definitions
1230 – 1330	Lunch
1330 – 1400	API RP 574 - Section 4 - Piping Components
1400 – 1410	API RP 574 - Section 5 - Reasons for Inspection
1410 – 1420	API RP 574 - Section 6 - Inspecting for Deterioration in Piping
1420 – 1430	API RP 574 - Section 7 - Frequency & Time of Inspection
1430 – 1440	API RP 574 - Section 8 - Safety Precautions & Preparatory Work
1440 – 1450	API RP 574 - Section 9 - Inspection Tools
1450 – 1515	API RP 574 - Section 10 - Inspection Procedures
1515 – 1530	Break
1530 – 1540	API RP 574 - Section 11 - Determination of Retirement Thickness
1540 – 1550	API RP 574 - Section 12 - Records
1550 – 1600	API RP 577 Terms & Definitions
1600 – 1615	API RP 577 Welding Processes





1615 – 1625	<i>API RP 577 Weld Symbols</i>
1625 – 1635	<i>API RP 577 Electrode Identification</i>
1635 – 1650	<i>Administer Quiz 1</i>
1650 – 1700	<i>Review Quiz 1 &amp; Recap</i>
1700	<i>End of Day Two</i>

**Day 3: Tuesday 24<sup>th</sup> of June 2025**

0730 – 0830	<i>Review of Day 2</i>
0830 – 0845	<i>ASME B31.3 - Chapter 1 - Scope &amp; Definitions</i>
0845 – 0910	<i>ASME B31.3 - Chapter 2 (Part 1) - Design Conditions &amp; Criteria</i>
0910 – 0940	<i>ASME B31.3 - Chapter 2 (Part 2) - Pressure Design of Piping Components</i>
0940 – 1000	<i>ASME B31.3 - Chapter 2 (Part 3) - Fluid Service Requirements for Piping Components</i>
1000 – 1015	<i>Break</i>
1015 – 1040	<i>ASME B31.3 - Chapter 2 (Part 4) - Fluid Service Requirements for Piping Joints</i>
1040 – 1100	<i>ASME B31.3 - Chapter 2 (Part 5) - Piping Flexibility</i>
1100 – 1130	<i>ASME B31.3 - Chapter 3 - Materials</i>
1130 – 1230	<i>ASME B31.3 - Chapter 5 - Fabrication, Assembly &amp; Erection</i>
1230 – 1330	<i>Lunch</i>
1330 – 1430	<i>ASME B31.3 - Chapter 6 - Inspection, Examination &amp; Testing</i>
1430 – 1445	<i>Break</i>
1445 – 1630	<i>ASME Section V - Nondestructive Test Methods</i>
1630 – 1645	<i>ASME Section V - Nondestructive Test Methods (cont'd)</i>
1645 – 1655	<i>ASME Section V - Nondestructive Test Methods (cont'd)</i>
1655 – 1700	<i>Review &amp; Recap Discussion</i>
1700	<i>End of Day Three</i>

**Day 4: Wednesday, 25<sup>th</sup> of June 2025**

0730 – 0830	<i>Review of Day 3</i>
0830 – 0900	<i>API RP 578 Material Verification Program</i>
0900 – 0930	<i>API 571 Damage Mechanisms</i>
0930 – 0945	<i>Break</i>
0945 – 1015	<i>ASME Section IX WPS</i>
1015 – 1045	<i>ASME Section IX PQR</i>
1045 – 1115	<i>ASME Section IX - Welder Certification</i>
1115 – 1200	<i>ASME B16.5 Flanges &amp; Fittings</i>
1200 – 1230	<i>API 576 Inspection of Pressure Relieving Devices</i>
1230 – 1330	<i>Lunch</i>
1330 – 1445	<i>ASME PCC-2: Repair of Pressure Equipment &amp; Piping</i> <i>Scope, Organization &amp; Intent</i> • <i>Applicability &amp; Limitations of Repair Methods Covered by ASME PCC-2</i> • <i>Choosing Correct Repair Technique for Given Defects</i> • <i>Cost-effective Repairs</i>
1445 – 1500	<i>Break</i>
1500 – 1620	<i>ASME PCC-2: Repair of Pressure Equipment &amp; Piping (cont'd)</i> <i>Detailed Repair Methods &amp; Inspection Techniques</i> • <i>Inspection of Pressure Vessels, Rating, Repair &amp; Alteration</i> • <i>Remaining Life Calculation of Pressure Vessels</i>
1620 – 1650	<i>Administer Quiz 2</i>
1650 – 1700	<i>Review Quiz 2 &amp; Recap</i>
1700	<i>End of Day Four</i>





**Day 5: Thursday, 26<sup>th</sup> of June 2025**

0730 – 0830	<b>Review of Day 4</b>
0830 – 0930	<b>ASME PCC-2: Welded Repairs</b> Butt-Welded Insert Plates in Pressure Components • Weld Overlay to Repair Internal Thinning • Welded Leak Box Repair • Full Encirclement Steel Reinforcing Sleeves for Piping
0930 – 0945	Break
0945 - 1130	<b>ASME PCC-2: Welded Repairs (cont'd)</b> Fillet Welded Patches • Alternatives to Post-Weld Heat Treatment • In-Service Welding onto Carbon Steel Pressure Components or Pipelines • Weld Build-up, Weld Overlay & Clad Restoration
1130 - 1230	<b>ASME PCC-2: Mechanical Repairs (Non-Welding Repairs)</b> Flange Repair • Mechanical Clamp Repair • Inspection & Repair of Shell & Tube Heat Exchangers • Examination & Testing
1230 – 1330	Lunch
1330 - 1445	<b>ASME PCC-2: Mechanical Repairs (Non-Welding Repairs) (cont'd)</b> Pressure & Tightness Testing of Piping & Equipment • Pneumatic Testing- Do's & Don'ts • Non-destructive Examination in Lieu of Pressure Testing for Repairs & Alterations • Relevance of ASME PCC-2 Standard with API 510 & API 570 Codes • Documentation & Records of Repairs
1445 - 1500	Break
1500 - 1615	<b>General Course Review of Topics</b>
1615 - 1630	<b>POST-TEST</b>
1630 – 1645	<b>Course Conclusion</b>
1645 – 1700	Presentation of Course Certificates
1700	End of Course

**MOCK Exam**

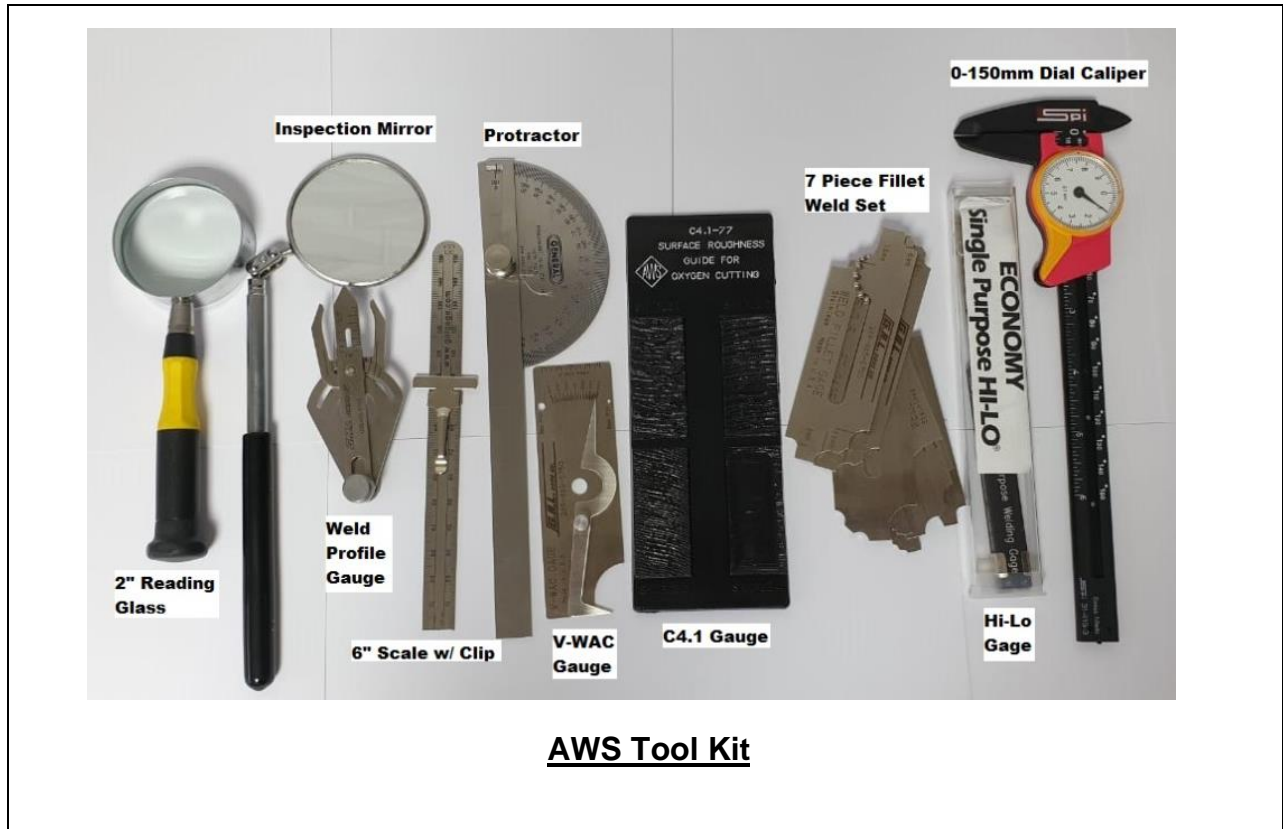
Upon the completion of the course, participants have to sit for a MOCK Examination similar to the exam of the Certification Body through Haward's Portal. Each Participant will be given a username and password to log in Haward's Portal for the Mock exam during the 30 days following the course completion. Each participant has only one trial for the MOCK exam within this 30-day examination window. Hence, you have to prepare yourself very well before starting your MOCK exam as this exam is a simulation to the one of the Certification Body.





**Practical Sessions**

Practical sessions will be organized during the course for delegates to practice the theory learnt. Delegates will be provided with an opportunity to carryout welding inspection using the “American Welding Society (AWS) Tool Kit” and “Structural Weld Replica Kit”, suitable for classroom training.



**AWS Tool Kit**



**Structural Weld Replica Kit**

**Course Coordinator**

Mari Nakintu, Tel: +971 2 30 91 714, Email: [mari1@haward.org](mailto:mari1@haward.org)

